

(I)(a)

Introductory sub-table (I)(a)

=====

Name of the Company : VINADITYA TRADING CO. LIMITED  
 Scrip Code, Name of the scrip, class of security : 504380

Quarter ended : 31/03/2014

=====

Partly paid-up shares:-	No. of partly paid-up shares	As a % of total no. of partly paid-up shares	As a % of total no. of shares of the company
Held by promoter/promoters group	NIL	NIL	NIL
Held by public	NIL	NIL	NIL
Total - D	NIL	NIL	NIL

-----

Outstanding convertible securities:-	No. of outstanding securities	As a % of total No. of outstanding convertible securities	As a % of total no. of shares of the company, assuming full conversion of the convertible securities
Held by promoter/promoter group	NIL	NIL	NIL
Held by public	NIL	NIL	NIL
Total - E	NIL	NIL	NIL

-----

Warrants:-	No. of warrants	As a % of total no. of warrants	As a % of total no. of shares of the company, assuming full conversion of warrants
Held by promoter/promoter group	NIL	NIL	NIL
Held by public	NIL	NIL	NIL
Total - F	NIL	NIL	NIL

-----

Total paid-up capital of the company assuming full conversion of warrants and convertible securities 150000

=====

*U. Chell*



(1)(a) Statement showing Shareholding Pattern  
 Name of the Company: VINODIYA TRADING CO. LIMITED  
 Scrip Code 504380

Quarter ended on : 31/03/2014

Category	Category of shareholder	Number of shareholders	Total number of shares	Number of dematerialized shares	Total shareholding as a % of total		Shares Pledged or otherwise encumbered	No. of Shares	As a Percentage
					A + B	A+B+C			
<b>A Shareholding of Promoter and Promoter Group</b>									
<b>1 Indian</b>									
a	Individuals/HUFs	0	0	0	0.00	0.00	0	0	0.00
b	Central Govt./State Govt.	0	0	0	0.00	0.00	0	0	0.00
c	Bodies Corporate	2	52395	52395	34.93	34.93	0	0	0.00
d	Financial Institutions/Banks	0	0	0	0.00	0.00	0	0	0.00
Sub Total : A 1		2	52395	52395	34.93	34.93	0	0	0.00
<b>2 Foreign</b>									
a	Individuals(NRI/Foreign Individuals)	0	0	0	0.00	0.00	0	0	0.00
b	Bodies Corporate	0	0	0	0.00	0.00	0	0	0.00
c	Institutions	0	0	0	0.00	0.00	0	0	0.00
d	Qualified Foreign Investor	0	0	0	0.00	0.00	0	0	0.00
e	Any Other (Specify)	0	0	0	0.00	0.00	0	0	0.00
Sub Total : A 2		0	0	0	0.00	0.00	0	0	0.00
Sub Total : A		2	52395	52395	34.93	34.93	0	0	0.00
<b>B Public shareholding</b>									
<b>1 Institutions</b>									
a	Mutual Funds/DI	0	0	0	0.00	0.00	0	0	0.00
b	Financial Institutions/Banks	0	0	0	0.00	0.00	0	0	0.00
c	Central Govt./State Govt.	0	0	0	0.00	0.00	0	0	0.00
d	Venture Capital Funds	0	0	0	0.00	0.00	0	0	0.00
e	Insurance Companies	0	0	0	0.00	0.00	0	0	0.00
f	Foreign Institutional Investors	0	0	0	0.00	0.00	0	0	0.00
g	Foreign Venture Capital Investors	0	0	0	0.00	0.00	0	0	0.00
h	Qualified Foreign Investor	0	0	0	0.00	0.00	0	0	0.00
i	Any other	0	0	0	0.00	0.00	0	0	0.00
Sub Total : B 1		0	0	0	0.00	0.00	0	0	0.00
<b>2 Non-Institutions</b>									
a	Bodies Corporate	0	0	0	0.00	0.00	0	0	0.00
bi	Ind-Hold nominal shr capital upto Rs.1l	46	41355	0	27.57	27.57	0	0	0.00
bii	Ind-Hold nominal shr capital in excess	1	36300	36000	24.00	24.00	0	0	0.00
c	Galified Foreign Investor	0	0	0	0.00	0.00	0	0	0.00
d	Any Other	0	0	0	0.00	0.00	0	0	0.00
d01	Others	0	0	0	0.00	0.00	0	0	0.00
d02	Clearing member	0	0	0	0.00	0.00	0	0	0.00
d03	NRI	3	20250	20250	13.50	13.50	0	0	0.00
d04	NRI Corp Bodies	0	0	0	0.00	0.00	0	0	0.00
d05	Foreign Corp Bodies (Including FDI)	0	0	0	0.00	0.00	0	0	0.00
d06	Customers	0	0	0	0.00	0.00	0	0	0.00
d07	Suppliers	0	0	0	0.00	0.00	0	0	0.00
d08	Foreign Nationals	0	0	0	0.00	0.00	0	0	0.00
d09	Trusts	0	0	0	0.00	0.00	0	0	0.00
d10	Foreign (Promoters)	0	0	0	0.00	0.00	0	0	0.00
d11	Directors	0	0	0	0.00	0.00	0	0	0.00
d12	Directors Relatives	0	0	0	0.00	0.00	0	0	0.00
d13	Foreign Individuals (Including FDI)	0	0	0	0.00	0.00	0	0	0.00

*(Signature)*  



(1)(a) Statement showing Shareholding Pattern  
 Name of the Company: VIMADITYA TRADING CO., LIMITED

Script Code 504380

Quarter ended on : 31/03/2014

Category of Shareholder	Number of shares held	Total Number of shares dematerialized	Number of shares held in as a % of total number of shares	Total Shareholding as a % of total number of shares	Shares Pledged or otherwise encumbered	No. of Shares	As a Percentage
Category	holders	holders	A + B	A+B+C		As a	percentage
Sub Total : B	50	97605	56250	65.07	45.07	0	0.00
Total of A + B	52	150000	108645	100.00	100.00	0	0.00
C Shares held by Custodians and against which Depository receipt have been issued							
1 Promoters and Promoter Group	0	0	0	0.00	0.00	0	0.00
2 Public	0	0	0	0.00	0.00	0	0.00
Sub Total : C	0	0	0	0.00	0.00	0	0.00
Sub Total : C	0	0	0	0.00	0.00	0	0.00
Total of A + B + C	52	150000	108645	100.00	100.00	0	0.00


*Mohar*



(1)(b) Statement showing holding of securities (including shares, warrants, convertible securities) of persons belonging to the category - Promoter and Promoter Group


S/N/No Name of the shareholder	Details of Shares held			Encumbered shares (*)			Details of Warrants			Details of convertible securities			Total shares (including underlying shares assuming full conversion of warrants and convertible securities) as a % of diluted share capital
	No of shares held	As a % of grand total (A)+(B)+(C)		No. As a %	As a % of grand total (A)+(B)+(C) of sub-clause (1)(a)		No of warrants held	As a % Total Number of warrants of the same class	No of convertible securities	As a % of convertible securities			
1 CLARUS ADVISORS INDIA PRIVATE LIMITED	745	0.50		0	0.00	0.00	0	0.00	0	0.00	0	0.00	0.00
2 MANAS STRATEGIC CONSULTANTS PRIVATE LIMIT	51650	34.43		0	0.00	0.00	0	0.00	0	0.00	0	0.00	0.00
<b>Total :</b>	<b>52395</b>	<b>34.93</b>		<b>0</b>	<b>0.00</b>	<b>0.00</b>	<b>0</b>	<b>0.00</b>	<b>0</b>	<b>0.00</b>	<b>0</b>	<b>0.00</b>	<b>0.00</b>

(\*) The term encumbered has the same meaning as assigned to it in regulation 28(3) of the SAST Regulations, 2011



(I)(c)(1) Statement showing holding of securities (including shares, warrants, convertible securities) of persons belonging to the category - Public and holding more than 1% of the total number of shares

Sr. Name of the shareholder No.	No of shares held	Shares as a % of tot no of shares (i.e. Grand Total (A)+(R)+(C) indicated in Statement at para (I)(a) above}	Details of warrants		Details of convertible securities		Total shares (including underlying shares assuming full conversion of warrants and convertible securities) as a % of diluted share capital
			No of warrants held	As a % total No. of warrants of the same class	No of convertible securities held	% w.r.t convertible total securities of convertible	
1 ANITA LANCY BARROZA	36000	24.00	0	0.00	0	0.00	0.00
2 JANET SYLVIA SALDANHA	6375	4.25	0	0.00	0	0.00	0.00
3 MICHAEL N. CASTELINO	7125	4.75	0	0.00	0	0.00	0.00
4 WILFRED SYLVESTER TAURO	6750	4.50	0	0.00	0	0.00	0.00
Total	56250	37.50	0	0.00	0	0.00	0.00

*W. Tauro*  


(1)(c)(ii) Statement showing holding of securities (including shares, warrants, convertible securities) of persons (together with PAC) belonging to the category - Public and holding more than 5% of the total number of shares of the company

Sr. Name(s) of the shareholder(s) No. and the Persons Acting in Concert (PAC) with them	No of Shares	Shares as a % of tot no of shares i.e. Grand Total (A)+(B)+(C) Indicated in Statement at para (1)(a) above)	Details of warrants		Details of convertible securities		Total shares (including underlying shares assuming full conversion of warrants and convertible securities) as a % of diluted share capital
			No of warrants	As a % Total No. of warrants of the same class	No of convertib le secur . held	% w.r.t total no. of convertibl e secur. of the same class	

I ANITA LANCY BARBOZA	36000	24.00	0	0.00	0	0.00	0.00
Total :	36000	24.00	0	0.00	0	0.00	0.00



(1)(d) Statement showing details of locked-in shares


SPNo Name of the shareholder

Number of  
locked-in  
shares

Locked-in shares as a  
percentage of total number  
of shares (i.e., Grand  
Total (A)+(B)+(C)  
indicated in Statement at  
para (1)(a) above)

Promoter / Promoter  
Group / Public

SPNo	Name of the shareholder	Number of locked-in shares	Locked-in shares as a percentage of total number of shares (i.e., Grand Total (A)+(B)+(C) indicated in Statement at para (1)(a) above)	Promoter / Promoter Group / Public
1		0	0.00	
Total :		0	0.00	

*W. S. S. S.*  


Sl-No Notes

1	
2	
3	
4	
5	
6	
7	
8	
9	

*Alhaji*





(II)(a) Statement showing details of Depository Receipts (DRs)

Sr. Type of outstanding DR ADRs, GDRs, No of outstanding DRs  
 No. SDRs etc.)

No of shares underlying  
 outstanding DRs

Shares underlying outstanding DRs as a No of  
 shares i.e. Grand percentage of total  
 Total (A) + (B) + (C) indicated in Statement at  
 Para (I)(a) above

	0	0	0.00
Total	0	0	0.00

*Michael*  
